

**“IDEAS”- A DIGITAL TOOL FOR
USING KNOWLEDGE AND DATA
AS A DRIVING FORCE TO
STRENGTHEN LOCAL SAFETY
PROMOTION EFFORTS**

EU-Safety 2019 – Eva J. Vaagland –
Norwegian Safety Forum



Norwegian Safety Forum is a non-profit organization, a national advocate for safety supported by the Norwegian Ministry of Health

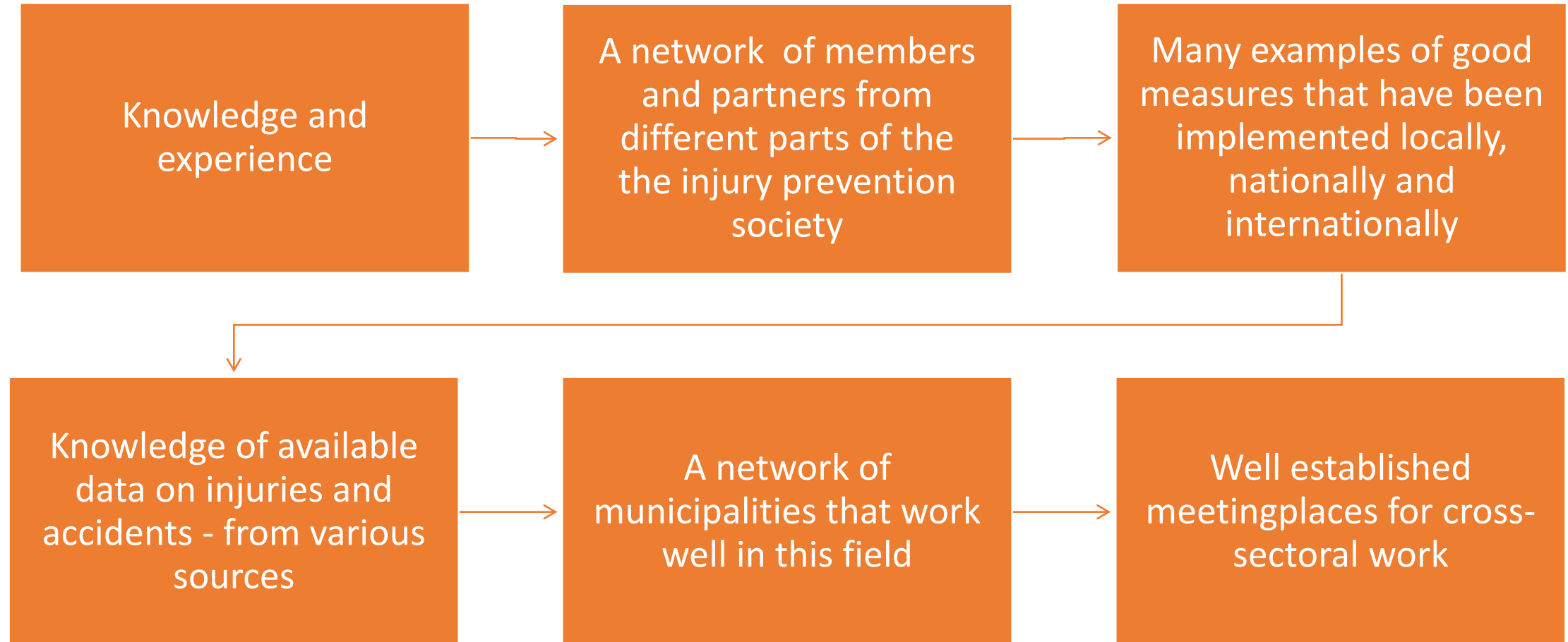
The mission is to prevent home and leisure accidents by acting on three levels; projects and activities on local level, lobbying and policy work on national level, partner and contributor on International level.

NSF functions as a hub for information with activities, networking and meetings on the agenda. The forum joins forces with members and collaborating partners to reach its goals.

NSF coordinates the Safe Community work in Norway and take part in the International Safe Community work.

With IDEAS we will motivate more municipalities to adopt the safe com model

Norwegian Safety Forum - we have



Background

Public health is a high political priority

Municipalities are required to prevent injuries and accidents

Each year 600,000 persons seek medical attention as a result of an accident

About. 2000 people die each year due to an accident

Injuries and accidents cost Norwegian society more than NOK 200 billion every year

Many of the accidents could have been prevented by simple means

Injury prevention requires systematic and cross-sectoral efforts

We developed a program in line with our policies and strategies. We wanted to:

- Provide easier access to knowledge, data and examples
- Make municipalities (and individuals) aware of their responsibilities
- Create a tool that makes it easier for municipalities to plan and prioritize
- Offer a “dashboard” for local prevention, that can be incorporated in local plans and strategies
- Inspire and motivate

AND REDUCE THE NUMBER OF SERIOUS INJURIES AND ACCIDENTS



IDEAS

Injury data Easily Accessible for Safer Communities

In Norway national data on injuries are incomplete and inconclusive.

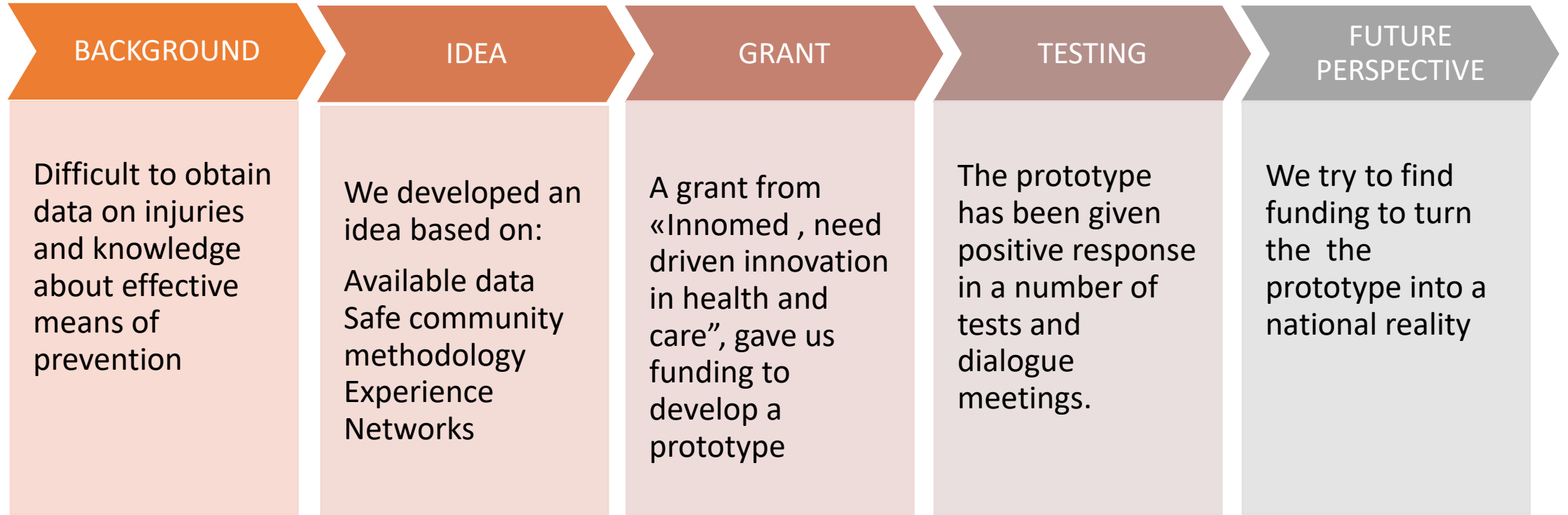
We do not have local data, and the national data that is available is not very easy to access.

As an advocate for safety we need a tool to present data and injury prevention programs in a new way; comprehensible and easily accessible.


We came up with IDEAS, a tool that combines injury data with ideas and knowledge about injury prevention and safety promotion.



The process



Targetgroups



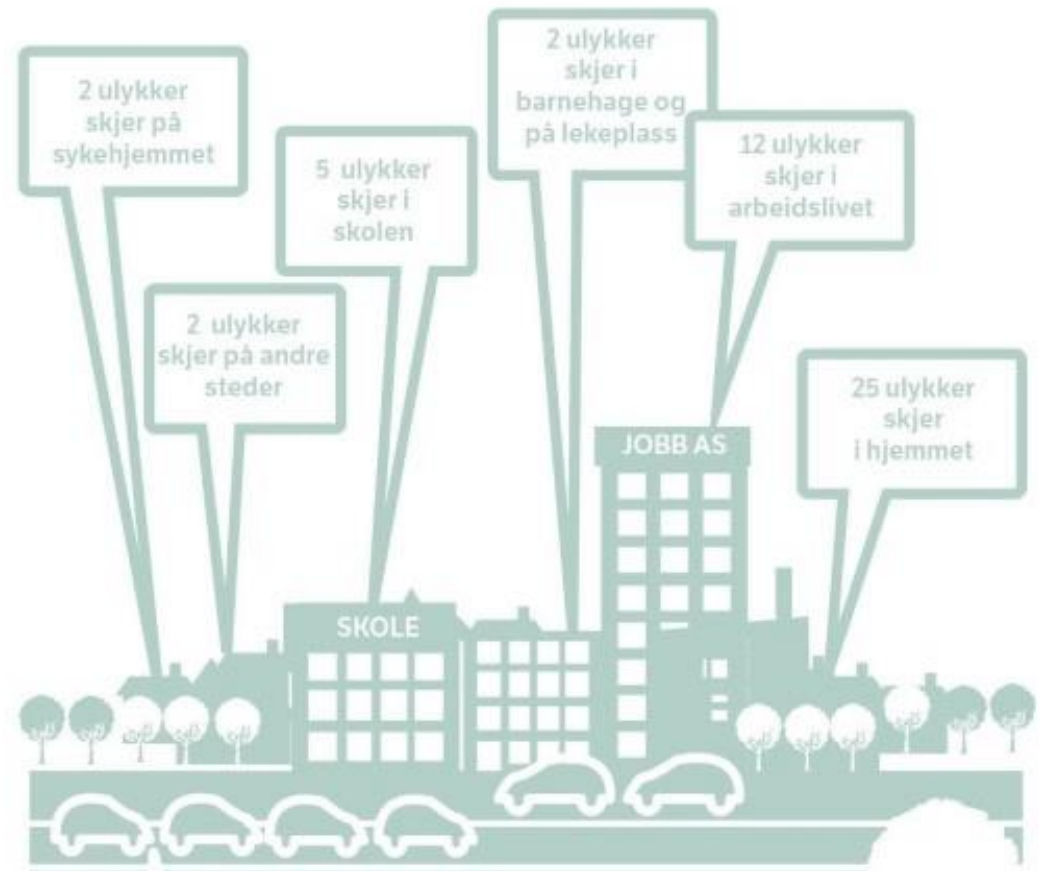
- Public health sector and other involved in safety work on a local level
- This includes, but is not limited to, public health advisers, planners, decision-makers, environmental health services, local politicians, municipal physicians and institutional leaders
- The tool will be open to the public, to be used by media, NGOs, students etc.

National data shows that in a typical Norwegian municipality with 10.000 inhabitants

80 persons will have to see a doctor due to injuries every month. 8 of them will be admitted to hospital. Every three months someone will die due to an accident.

We know something about where the 80 accidents will happen:

- 25 in the home
- 15 on the road
- 14 during sports and sports
- 12 in working life
- 5 in school
- 3 in outdoor areas
- 2 in kindergarten and in playground
- 2 at the nursing home
- .. and the last 2 other places.



The prototype is based on national data, converted to a local setting, using informative graphic solutions, combined with knowledge and best practice on injury prevention programs for different target groups and situations.

skadeforebyggende Norge

46 039
skader i Norge hittil i år

Før året er omme vil over **600 000** av oss motta medisinsk behandling etter en ulykke.

De fleste av skadene kan unngås.
Forebygging er klok politikk.

Scroll ned for flere nasjonale tall på ulykkesstatistikken.

Se hva din kommune kan gjøre for å redusere skadeomfanget: Velg Kommune...

BÆRUM KOMMUNE
2350 skader hittil i år

I Bærum kommune vil ca:

- 1008 personer oppsøker lege pga. skader hver måned
- 101 blir innlagt på sykehus etter skader hver måned
- 13 personer dør på grunn av en ulykke hver tredje måned

Fordeling av skader på ulykkesårsak:

- 35% - Fall
- 35% - Trafikk
- 15% - Brann
- 10% - Drukning
- 5% - Forgiftning

De 1008 ulykkene vil statistisk fordele seg slik:

315 i hjemmet	189 på veien	176 under sport og idrett
151 i arbeidslivet	63 i skolen	38 i friluftsområder
25 i barnehage og lekeplass	25 på sykehjemmet	26 andre steder

I 2018 tilsvarte skader i Bærum kommune:
76 210 000 kr

76 210 000 kr tilsvarer ca:

- 32 årsverk i brannvesenet
- 63 årsverk for sykepleiere
- 57 årsverk for lærere

Tilbake

FALLFOREBYGGENDE TILTAK, BÆRUM

METODE

SAMARBEIDSPARTNERE

MER INFORMASJON OM FALL-FOREBYGGING

- Sikkerhetskurs**
Et enkelt kort med praktiske råd for å forebygge ulykker blant eldre, der alt er om fallulykker. Egnert for seniorer selv, hjemmetjenesten og pårørende... Les Mer
- Et skritt foran**
En oversiktlig og informativ brosjyre om forebygging av fallulykker blant eldre. Egnert for politikere, helsepersonell, organisasjoner og idsjøler som vil ta tak... Les Mer
- Trygge eldre**
Sluttrapport fra et prosjekt om fallforebygging gjennomført av skadeforebyggende forum. Egnert for politikere og planleggere, og alle som søker kunnskap... Les Mer

Trygge lokalsamfunn

Future possibilities

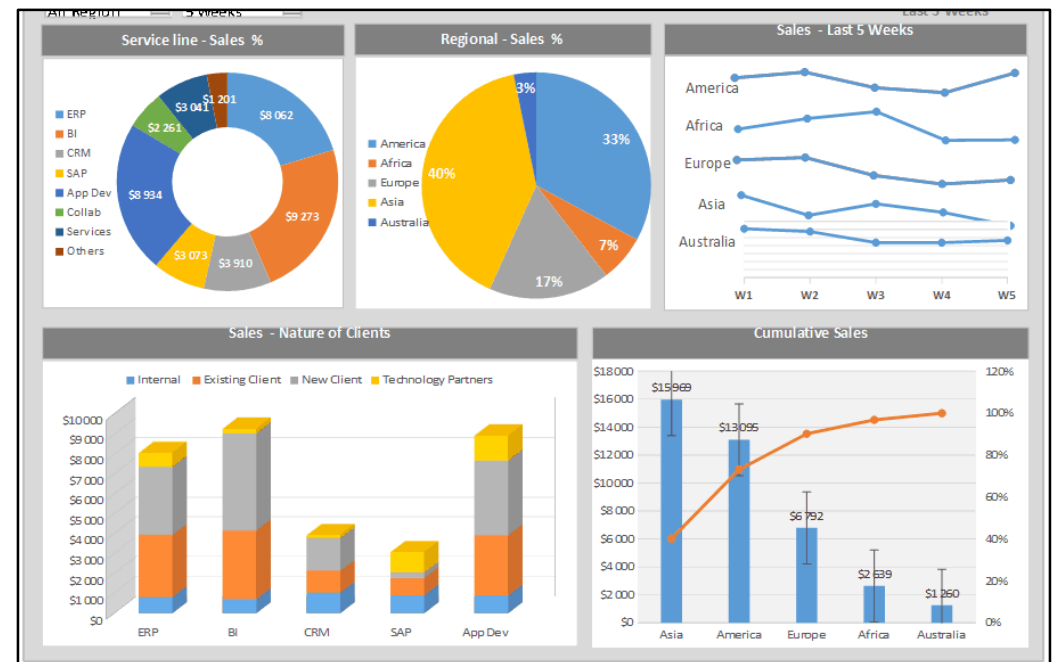
When you enter name of the municipality or county, IDEAS will automatically generate useful information about the chosen municipality

With information about traffic accidents, drownings, school accidents, hip fractures, fires etc. IDEAS will provide a risk profile based on available information.

It would also be possible to link to other data such as flooding and land sliding

And information about the costs of accidents – and how much that can be gained by preventive work

Facts and risk profile for your community





Thanks for your attention!

Please keep me updated on
how you work in this field

Eva.Vaagland@skafor.org